

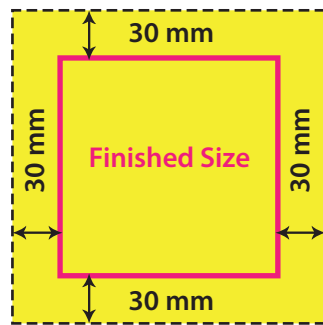
If you wish to provide your own artwork, Specialty Balloon Printers offers some guidelines to ensure the highest quality results.

File Formats

Ideally, artwork files to be supplied in vector EPS or AI format. All fonts should be converted to outlines/ curves. We also accept PDF, TIFF and JPEG files supplied at full size with a minimum resolution of 300 dpi. Appropriate bleed margins must be included for all artwork that extends to the edge.

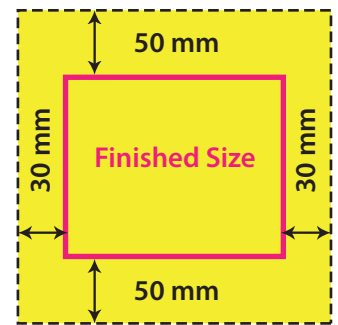
Eyelets & Welding

For banners with eyelets and welding only, please leave 30mm bleed on each side.



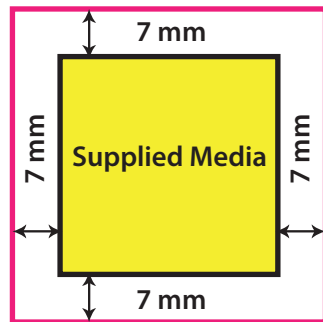
Rope & Eyelets

For banners with rope and eyelets only, please leave 30mm bleed on each side, 50mm bleed on top & bottom edges.



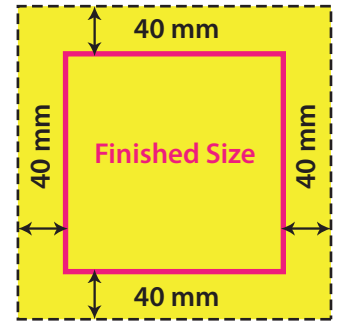
Kedar Edges

For banners with kedar edges, please leave 14mm less than length and width of required finished size.



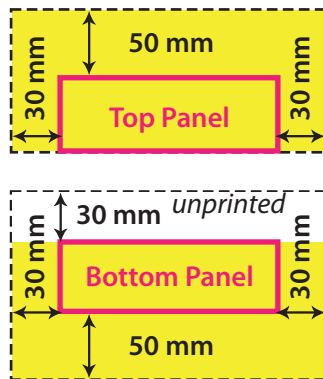
PVC Cord Weld

For banners with PVC cord welding, please leave 40mm bleed on each side.



Multi-panel Join (rope & eyelets)

If you would like multiple banners welded together, please leave 30mm bleed on top edge of bottom panel. Bleed is not required on bottom of top panel. Prepare all other panels as per your chosen finishing method.



Welded Pockets (for 20mm rods)

For banners with welded pockets (to fit 20mm rods), please leave 75mm bleed on top & bottom edges. Please contact us if you are looking to use a different rod size.

